

VCL-24S SERIES



APPLICATIONS

Designed for automatic collection and removal of condensate from air conditioning, refrigeration and dehumidification equipment when gravity drainage is not possible or practical. Also, suitable for high efficiency oil and gas-fired condensing furnace and condensing boiler equipment.

FEATURES

- 1 gallon collection tank
- Vertical centrifugal pump design
- 1/8 HP, fan cooled, concentric motor
- Stainless steel motor shaft
- Automatic start and stop operation
- Includes float (solid polymer) activated switch for automatic high-level water detection (overflow detection switch)
- Overflow detection switch: dual function NO and NC operation (set to NO from factory for equipment shut down connection)
- Overflow detection switch includes two 5" switch lead wires
- 3/8" barbed discharge adapter (for use with 3/8" I.D. vinyl tubing)* installed
 - *Optional check valve adapter for 3/8" vinyl tubing included in box
 - *Optional check valve for 3/8" O.D. copper tube sold separately (Code 599063)
- Two 1-1/8" diameter inlet openings
- Thermally protected, fan cooled motor
- Maximum water temperature: 49 °C
- 1.8 m (6') cable with plug
- Metal hang tabs included



SPECIFICATIONS

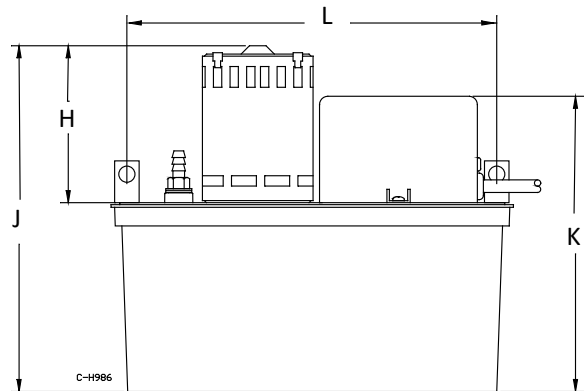
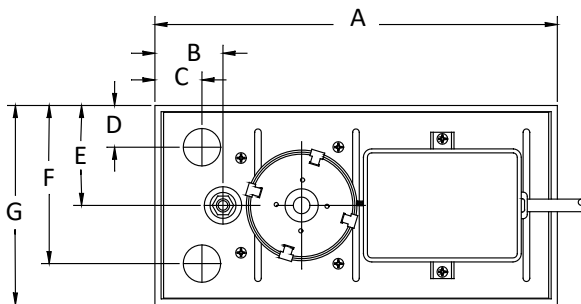
Code	Model	HP	Input Voltage	Hz	Amps	Watts	Discharge Size	Shut-Off [m]	Bar	Cord	Weight [kg]
553137	VCL-24S	1/8	230	50	1.2	148	1/4" FNPT x 3/8" (9.5 mm) OD Barbed	7.3 (24')	0.7	1.8 m (6')	3.7 (8.2 lbs)

SPARE PARTS & KITS

Part description	Code
Tank	153502
Cover, Volute	153110
Impeller	153131
Adapter, 3/8"	153300

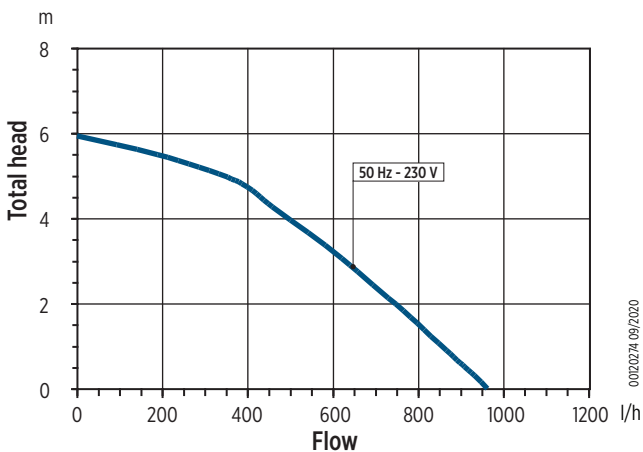
Part description	Code
Seal Ring	924038
Switch, Pump	950337
Overflow Detection Switch	950333

DIMENSIONS



A	B	C	D	E	F	G	H	J	K	L
308 mm (12.11")	52 mm (2.04")	25.5 mm (1")	32 mm (1.25")	76 mm (3")	121 mm (4.75")	152.5 mm (6")	120 mm (4.72")	264 mm (10.4")	225.5 mm (8.88")	290 mm (11.4")

PERFORMANCE DATA



MATERIAL

Part description	Material
Pump Housing	ABS
Switch Housing	ABS
Tank	ABS
Tank Cover	Galvanized Steel
Motor Shaft	Stainless Steel
Impeller	Polypropylene
Discharge Adapter	Acetal

Version		Q = DELIVERY						
Input Voltage	Hz	I/h 0	380	500	650	750	900	950
		US GPM 0	1.6	2.2	2.9	3.3	4	4.2
		H = TOTAL HEAD METRES COLUMN OF WATER [m]						
230	50	5.9	5	4	3	2	1	-

VCL-45S SERIES



APPLICATIONS

Designed for automatic collection and removal of condensate from air conditioning, refrigeration and dehumidification equipment when gravity drainage is not possible or practical. Also, suitable for high efficiency oil and gas-fired condensing furnace and condensing boiler equipment.

FEATURES

- 3.8 liters (1 US gallon) collection tank
- Vertical centrifugal pump design
- 1/5 HP, fan cooled, PSC motor
- Stainless steel motor shaft
- Automatic start and stop operation
- Float (solid polymer) activated switch for automatic high-level water detection (overflow detection switch)
- Overflow detection switch: dual function NO and NC operation (set to NO from factory for equipment shut down connection)
- Overflow detection switch includes two 127 mm (5") switch lead wires
- 9.5 mm (3/8") O.D. copper tubing discharge
*Optional check valve adapter for 9.5 mm (3/8") O.D. copper tubing/9.5 mm (3/8") I.D. vinyl tubing sold separately (Code 599064)
- 28.5 mm (1-1/8") diameter inlet opening
- Thermally protected motor
- Maximum water temperature: 49 °C
- 1.8 m (6'), 3-conductor cable with grounded 3-prong plug



SPECIFICATIONS

Code	Model	HP	Input Voltage	Hz	Amps	Watts	Discharge Size	Shut-Off [m]	Bar	Cord	Weight [kg]
553138	VCL-45S	1/5	230	50	1.0	250	3/8" (9.5 mm) OD Copper	45 (13.7 m)	1.3	1.8 m (6')	6.4 (14 lbs)

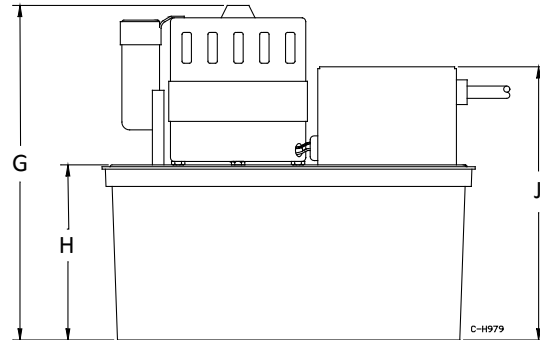
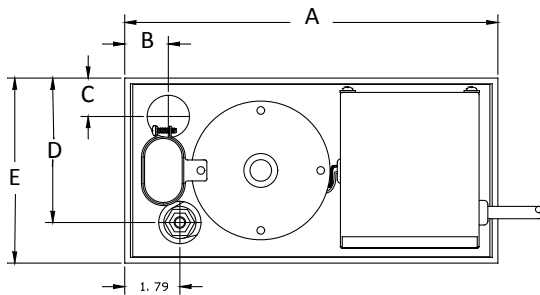


SPARE PARTS & KITS

Part description	Code
Tank	153502
Cover, Switch Assy.	153537
Seal Ring	928025

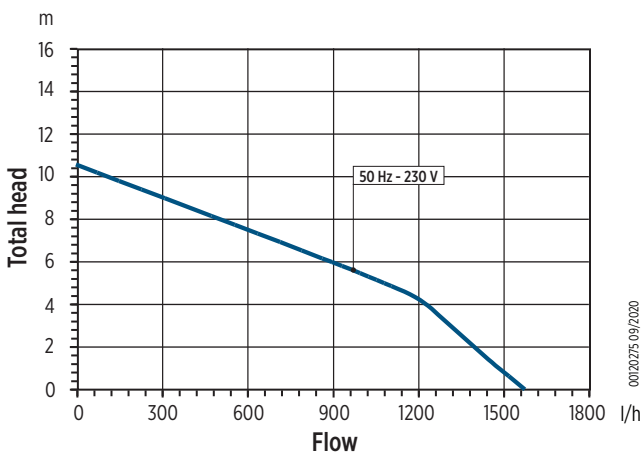
Part description	Code
Impeller	153520
Switch, Pump	950337
Overflow Detection Switch	950333

DIMENSIONS



A	B	C	D	E	F	G	H	J
308 mm (12.11")	36 mm (1.42")	31.5 mm (1.24")	119 mm (4.68")	152.5 mm (6")	45.5 mm (1.79")	276 mm (10.85")	144.5 mm (5.68")	225 mm (8.86")

PERFORMANCE DATA



00120275 09/2020

Version		Q = DELIVERY					
Input Voltage	Hz	l/h 0	300	600	900	1200	1500
		US GPM 0	1	2.2	3.3	4.4	5.5
H = TOTAL HEAD METRES COLUMN OF WATER [m]							
230	50	10.5	9.0	7.6	6	4.4	0.8

MATERIAL

Part description	Material
Pump Housing	ABS
Switch Housing	ABS
Tank	ABS
Tank Cover	Galvanized Steel
Motor Shaft	Stainless Steel
Impeller	Polypropylene
Discharge	3/8" copper tube