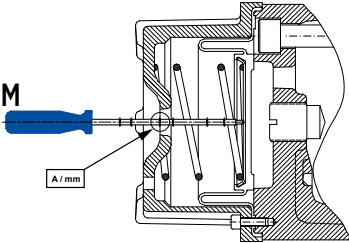
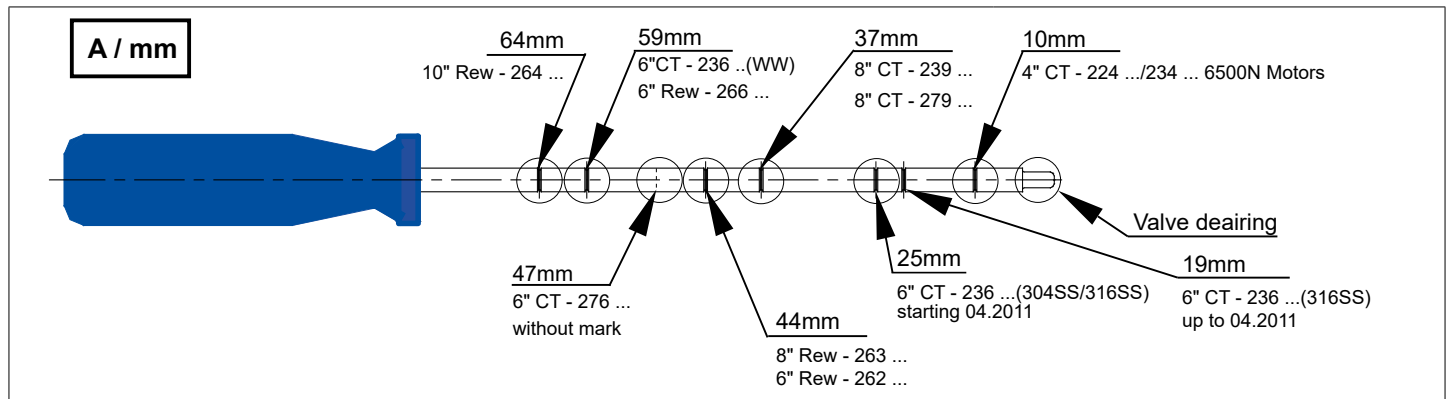
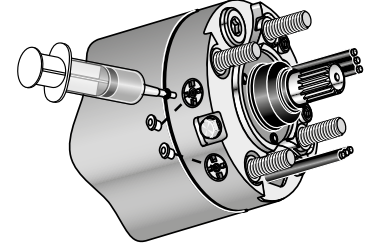
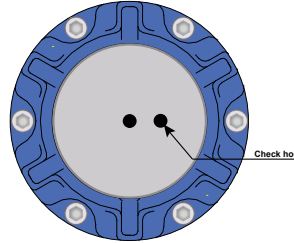


### Filling distance and Filling description FE Motors\* Füllmaße und Füllungsbeschreibung für FE Motoren\*

4" HT  
 6" / 8" CT  
 6" CT PM  
 6" Rew / PM

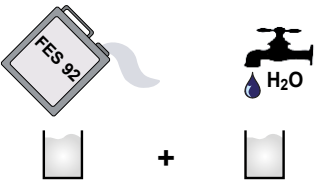
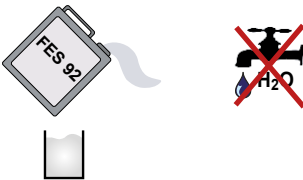
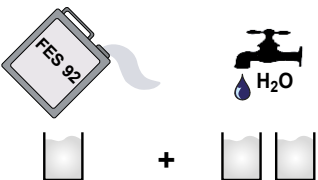


8" Rew/ PM  
 10" Rew/ PM

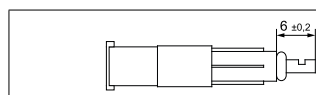
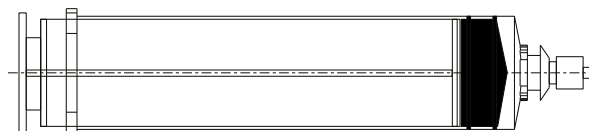


\* 4" 4000N CT motors and 12" Rewindable motors without fill level reference as membrane is not spring preloaded! / 4" 4000N Motoren und 12" Rewindable Motoren ohne Füllgradangabe da die Membrane nicht Federvorgespannt ist!

Motor Type / Motor Typ	Filling Type / Typ Füllung
4" Encapsulated Motors Mod.Nb.: 214.../224.../234.../254...	FES 93
6" Encapsulated Standard Motors 4 - 30kW Mod.Nb.: 236...	FES 91
6" Encapsulated Standard Motors 37/45kW Mod.Nb.: 276...	
6" Encapsulated HighTemp90 Motors Mod.Nb.: 276...	FES 92
6" Encapsulated PM Motors Mod.Nb.: 236...	FES 91
8" Encapsulated Motors; Typ 2.1 (30 - 45 kW) Mod.Nb.: 239...	FES 91
8" Encapsulated Motors; Typ 1 (55 - 150 kW) Mod.Nb.: 239...	
8" Encapsulated Motors HighTemp75 Mod.Nb.: 279...	FES 92
6" 8" 10" 12" Rewindable Motors Mod.Nb.: 266.../ 262.../ 263.../ 264.../ 265...	FES 93
6"/8"/10" Rewindable PM Motors Mod.Nb.: 262 ... 87** / 263 01* .... / 264 02* ....	FES 93

FES 91	FES 92	FES 93
		

#### Filling Tools



4" / 6" / 8" Encapsulated Motors  
 6" / 8" / 10" / 12" Rewindable Motors