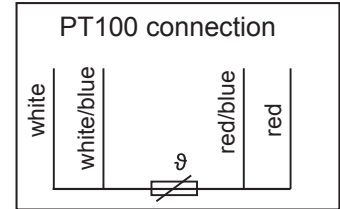
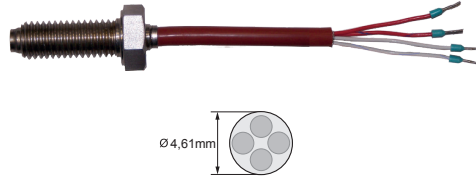
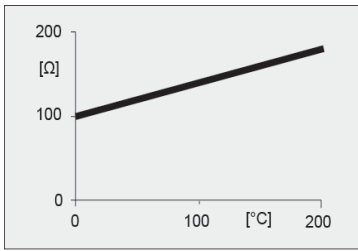




Accessories

6" / 8" Encapsulated PT100 HighTemp

Its ohmic resistance is proportional to the sensed temperature. The FE field replaceable PT100 is potted into a screw holding the upper end bell. Because of his remote position relative to the windings, the sensing relay should be adjusted according to the below table.



To install the PT100 sensor bolt, remove the top end bell bolt that is opposite of the lead and replace it with the PT100 screw. Tighten the sensor bolt to the torque values shown below.

- 6" PT100 - 4kW- 30kW 54- 61 Nm
- 8" PT100 - 30kW- 110kW 115 - 122 Nm

Franklin Electric does not offer the required sensing device, it is available from speciality dealers.

Conditions	Temp. of the water without motor operation	Max. Trip temp. / Resistance Setting
Motor operating at nameplate output with 0.16 m/sec flow past the motor	50°C	60°C
	60°C	70°C
	70°C	80°C
	75°C	85°C
	80°C	90°C
	90°C	100°C

6" PT100 HighTemp90

Kit Number	Motor Type	Wire Insul.	max. Medium Temp.	Lead (mm ²)	Lead length (m)
156 098 111K	4 - 30kW	Silicon	90°C	4X0,35	10
156 098 112K		Silicon	90°C	4X0,35	130

8" PT100 HighTemp75

Kit Number	Motor Type	Wire Insul.	max. Medium Temp.	Lead (mm ²)	Lead length (m)
156 098 116K	30 - 110kW (Type 1)	Silicon	90°C	4X0,35	10
156 098 117K		Silicon	90°C	4X0,35	130